

CDA - Assignment 1 – NINE CHAIRS and THUMBNAIL SKETCHES

Part 1 - Draw 9 chairs in 1-point and in 2 point (in class)

- Due after class March 4 (revised from Zoom class). Submit small jpegs by email to toregan@ecuad.ca

Part 2 - Draw 9 ‘thumbnails ‘of simple building in 1 point and again in 2 point at home.

-Due - after class March 11. Submit small jpegs by email to toregan@ecuad.ca

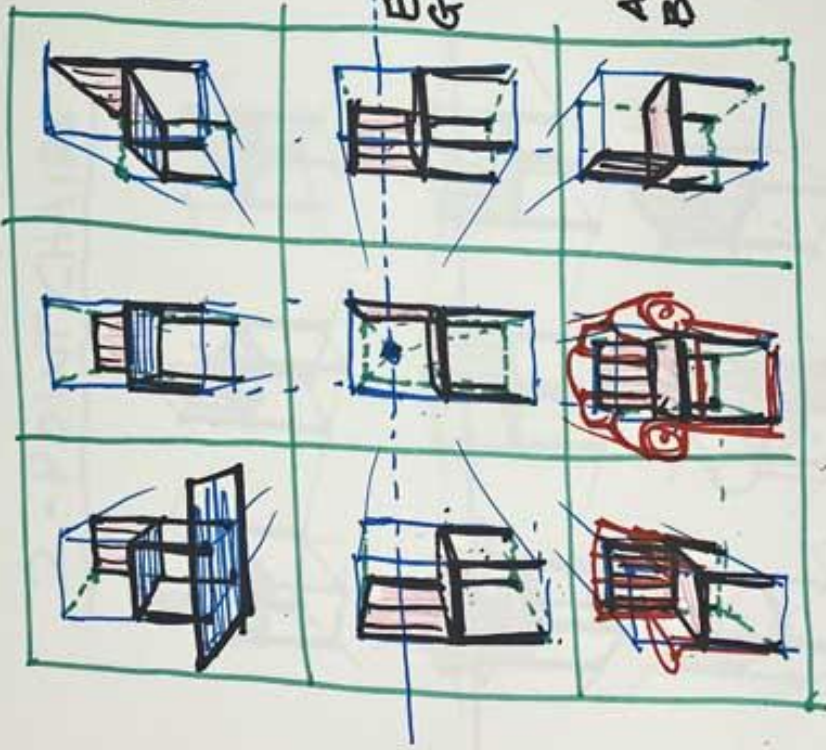
Note – These are simple skill-building exercises. They can be rough or refined for class requirements. But keep in mind that if you do a good/imaginative job they can be part of a portfolio. You could work things up a bit better later if you like.

Optional Suggestion - Relative to Thumbnail Sketches - Check out my “Tony O’ReganRefs” page on Pinterest

https://www.pinterest.ca/oregan0673/_saved/

I have collected a group of images that would be fun & interesting to draw from. In particular look at the sections on **Heritage Buildings** and **Vernacular buildings**. Relative to the assignment on drawing “thumbnail sketches”, you could find inspirations to make the assignment ‘sing’ for your portfolio. **BUT – I only need a very simple version (like I did in class) for submission/completion of the assignment.**

1-POINT CHAIRS



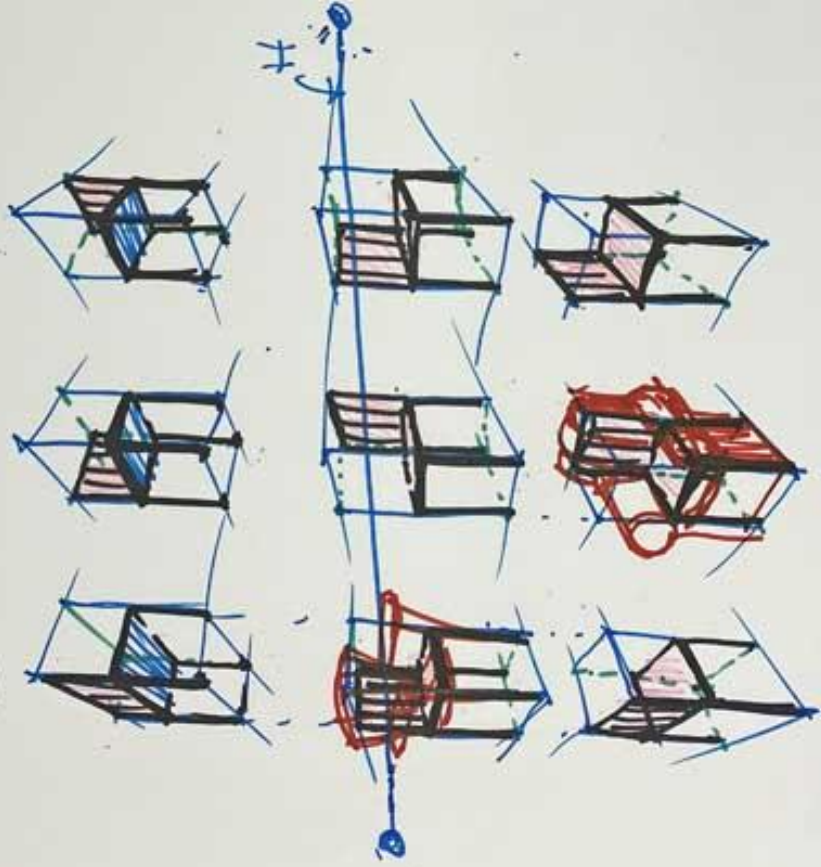
WORM'S
EYE

EYE LEVEL
GROUND LEVEL

AERIAL
BIRD'S EYE

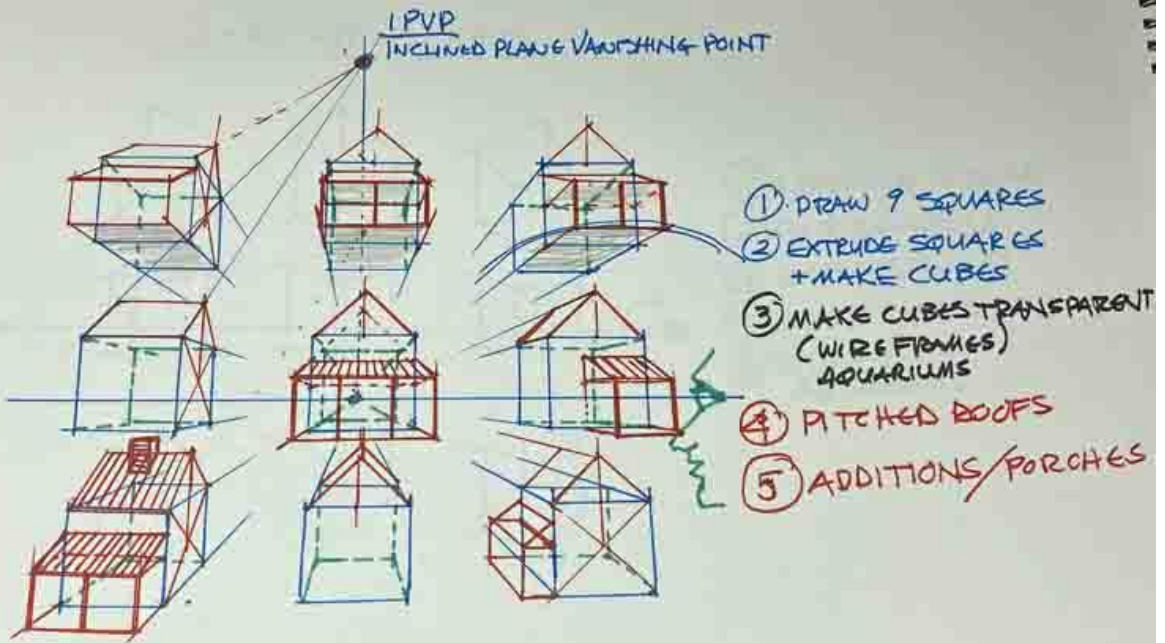
- ① DRAW 9 BOXES
(BEGIN WITH RECTANGLES)
- ② MAKE BOXES TRANSPARENT
'WIRE-FRAMES'
- LIKE AQUARIUMS
- ③ MAP SIMPLE CHAIRS
INTO THE BOXES
- ④ DRAW MORE INTERESTING
CHAIRS OVER THE SIMPLE ONES
(MAYBE TRACING PAPER?)
CAN BE ALL THE SAME CHAIR
OR VARY THEM.

2-POINT CHAIRS



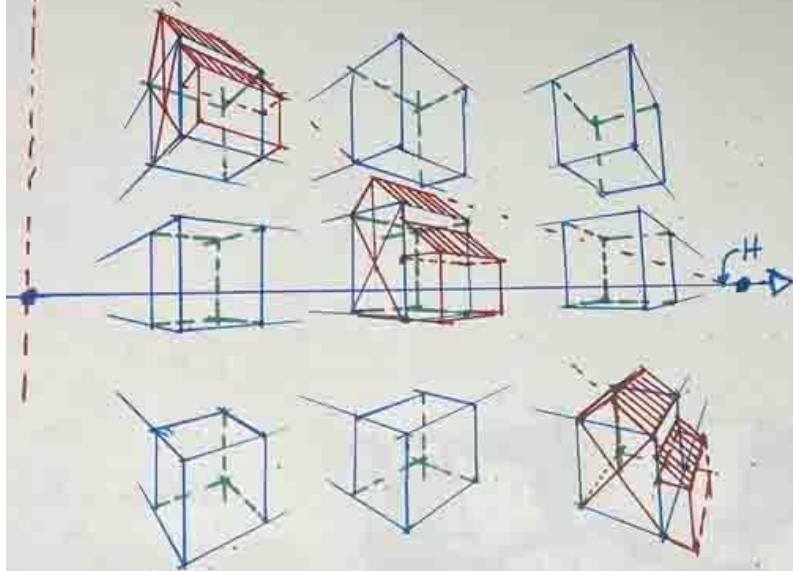
- ① DRAW BOXES
(BEGIN WITH
LEADING CORNERS)
- ② TRANSFER JUST-IZE
THE BOXES - WIRE-FRAMES
(AQUARIUMS)
- ③ MAP CHAIRS INTO BOXES
(SIMPLE CHAIRS)
- ④ DRAW MORE INTERESTING
CHAIRS OVER THE SIMPLE ONES
- ALL THE SAME OR
ALL DIFFERENT
(TRACING PAPER?)

1-POINT THUMBNAILS



INCLINED PLANE V.P.

2-POINT BOXES



- ① LEADING CORNERS
- ② EXTRUDE-WALLS
- ③ EXTENTS/LIMITS
- ④ FINISH BOXES
- ⑤ WIRE-FRAME
AQUARIUMS

⑥ ADD PITCHED ROOFS
+ SHED PORCH.

(HINT-MAKE ROOF PITCHES
FAIRLY HIGH
-MAKE SHEDS NARROW)

2 - POINT THUMBNAILS