





POSITIVE SILHOUETTE

**FIGURE-GROUND
REVERSAL**

NEGATIVE SILHOUETTE

ASSIGNMENT 3 - SILHOUETTE SHAPE AND FIGURE-GROUND
REPLICATE THESE DRAWINGS LARGER AND IN CHARCOAL OR CONTE.
DUE BY NEXT CLASS - EMAIL FOR FEEDBACK.



ORIGINAL (POSITIVE)



REVERSALS



NEGATIVE SILHOUETTE





FIGURE GROUND EXERCISE























LA SAGRADA FAMILIA BARCELONA, GAUDI



DARKER THAN GROUND




TRANSITIONAL



LIGHTER THAN GROUND

SILHOUETTE and FIGURE-GROUND



PRACTICE DUPLICATING SILHOUETTES



SPACE DRAWING

“The Man Who Wasn’t There”

The goal is to draw the headform by only drawing the spaces
The deeper, the darker.

This skill improves the perception of positive and negative 3d.
Learn to see space as a tangible, malleable substance, not just emptiness - sculpt the space.
Best to use charcoal.

